

Ministry of Public Health
Cuba

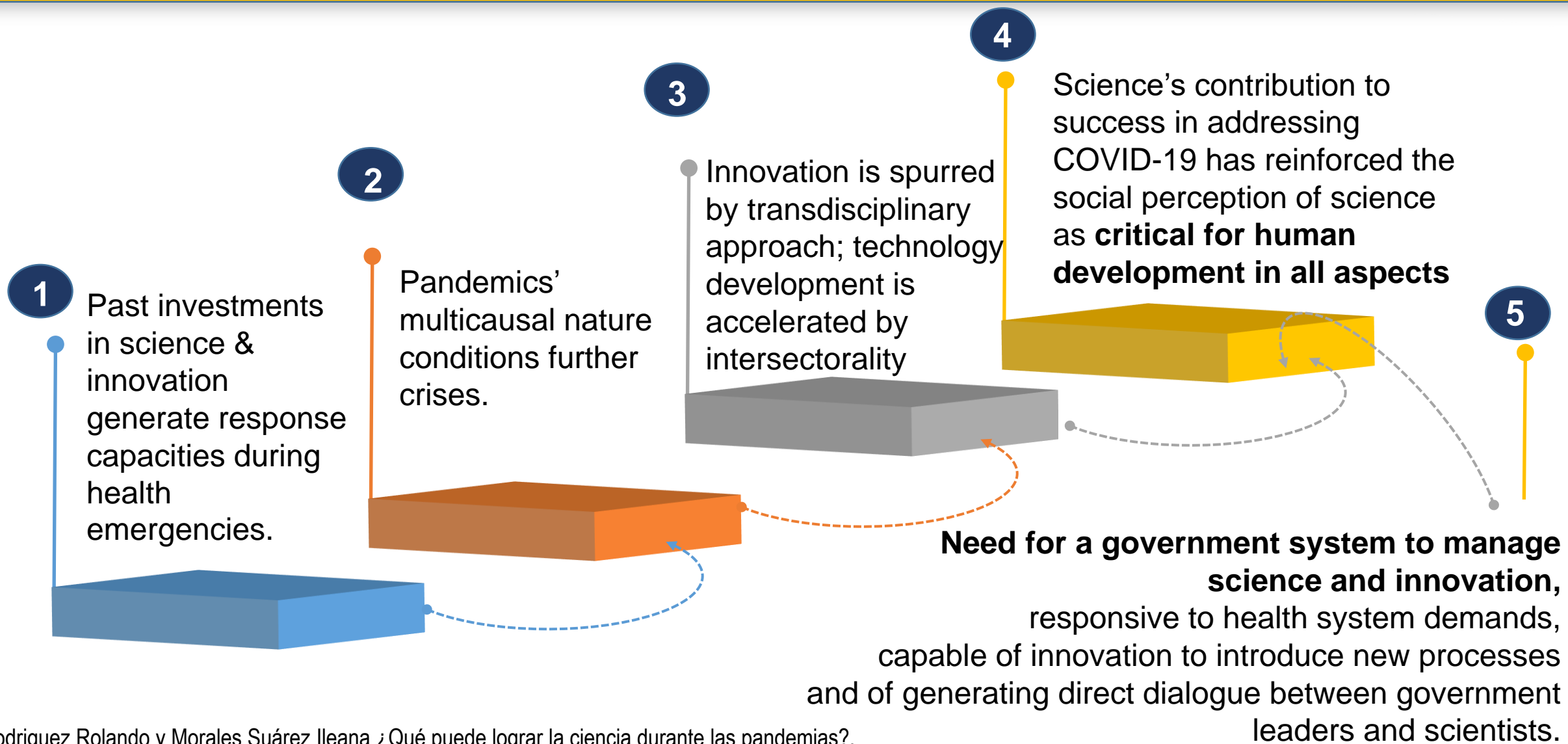


CUBA'S MODEL TO ADDRESS COVID-19

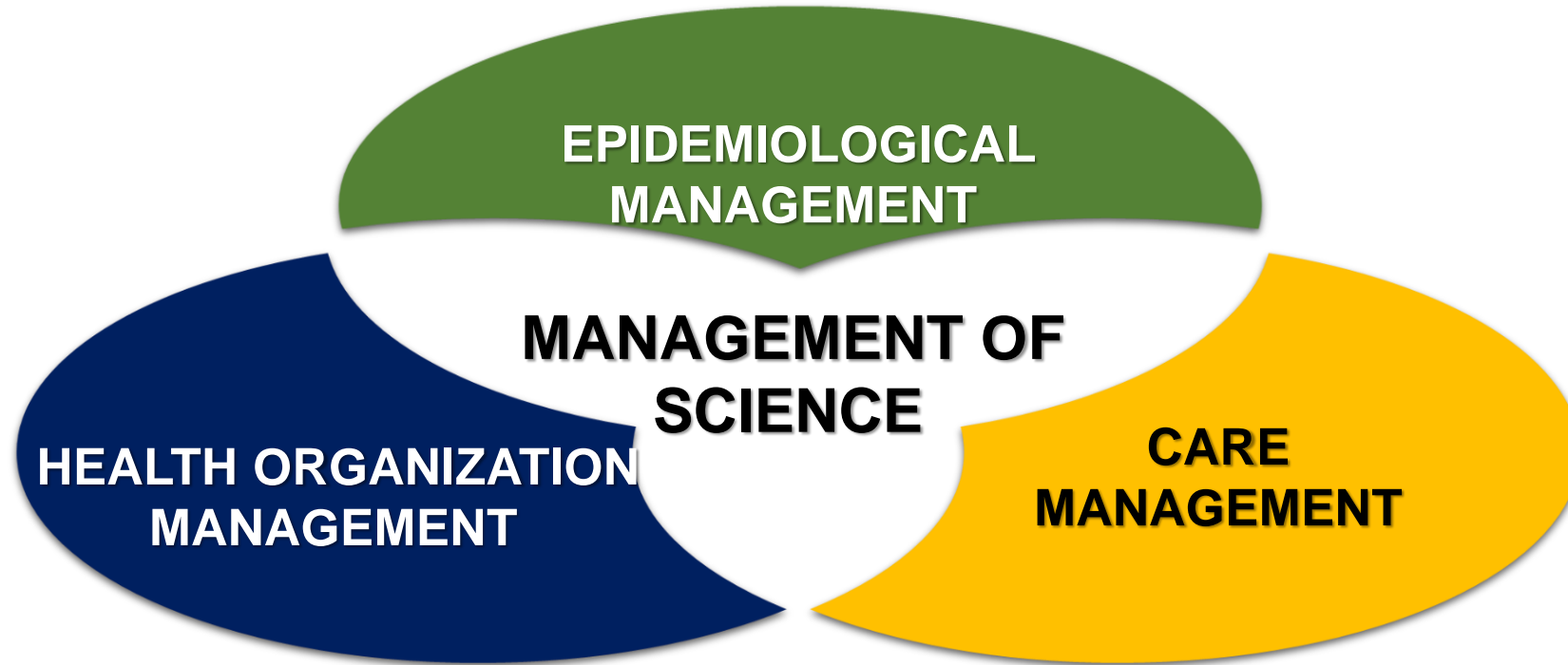


*Dr. Ileana Morales Suárez
National Director of Science & Technological Innovation
Ministry of Public Health
Havana, 2023*

ADDRESSING COVID-19: MAIN LESSONS LEARNED



CUBA'S MODEL TO ADDRESS COVID-19



Health statistics

Continuous
training

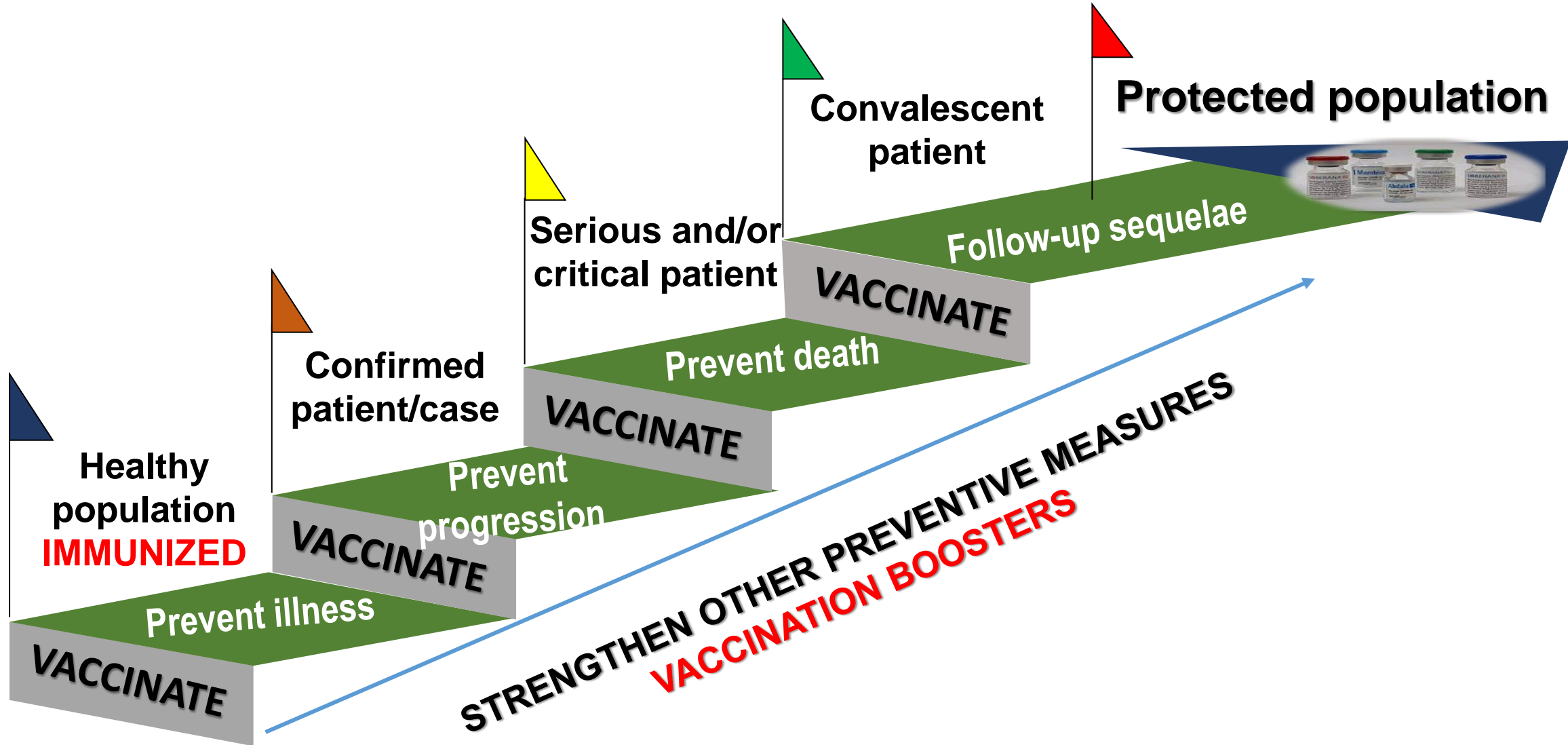
Health
surveillance

Integrated
system

Comprehensive socio-
sanitary approach



CUBA'S COVID-19 PROTOCOL: PREMISES





CUBA'S COVID-19 VACCINATION STRATEGY

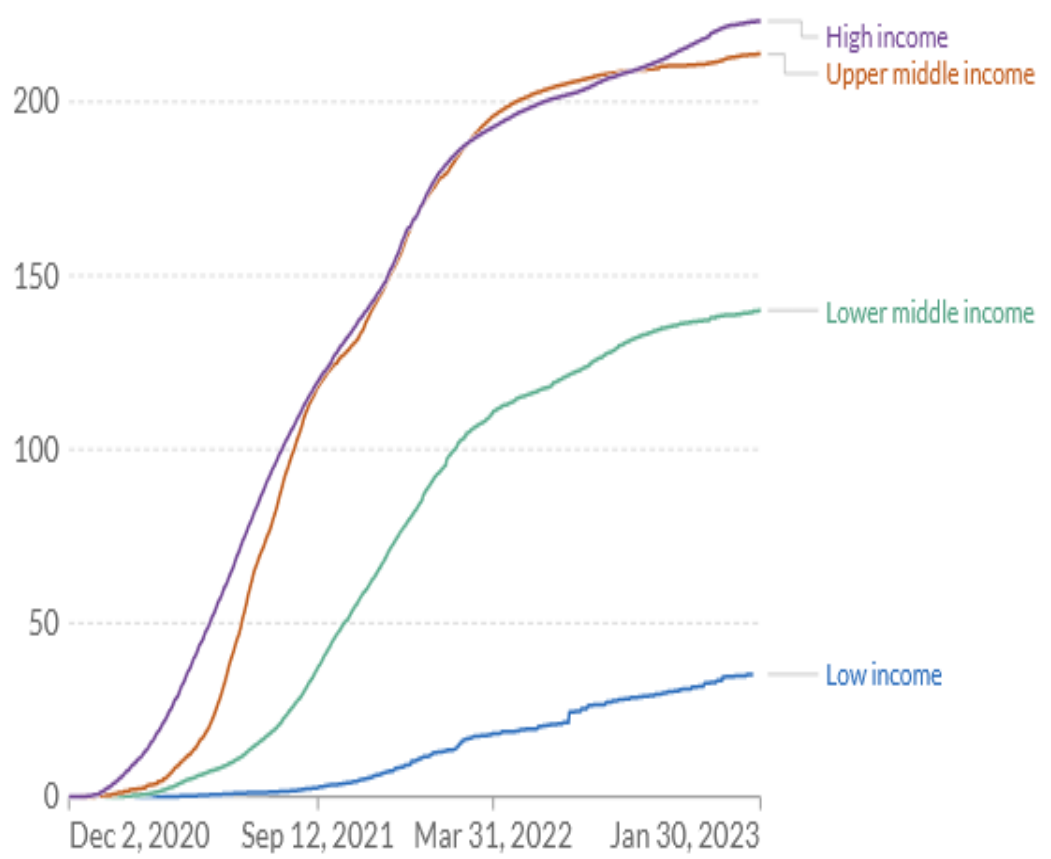


COVID-19 vaccine doses administered per 100 people, by income group



All doses, including boosters, are counted individually.

LINEAR LOG



Source: Official data collated by Our World in Data, World Bank
 Note: Country income groups are based on the World Bank classification.
 OurWorldInData.org/covid-vaccinations • CC BY

Vaccination Status By Country Income Group

Income groups are based on World Bank income classifications.

	At Least One Dose	Fully Vaccinated	Booster Shot
High income	79.46%	74.47%	60.80%
Upper middle income	82.83%	78.31%	48.28%
Lower middle income	63.50%	56.79%	17.42%
Low income	23.43%	19.12%	1.41%

Data as of Nov. 6, 2022.

Chart: U.S. News & World Report • Source: Our World In Data



<https://www.usnews.com/news/best-countries/articles/covid-19-vaccination-rates-by-country>

COVID-19

CUBA'S COVID-19 VACCINATION STRATEGY



COVID-19 VACCINATION STRATEGY: MAIN PRINCIPLES



Phased and progressive



**Priority to risk groups
and territories**

Intensive and extensive

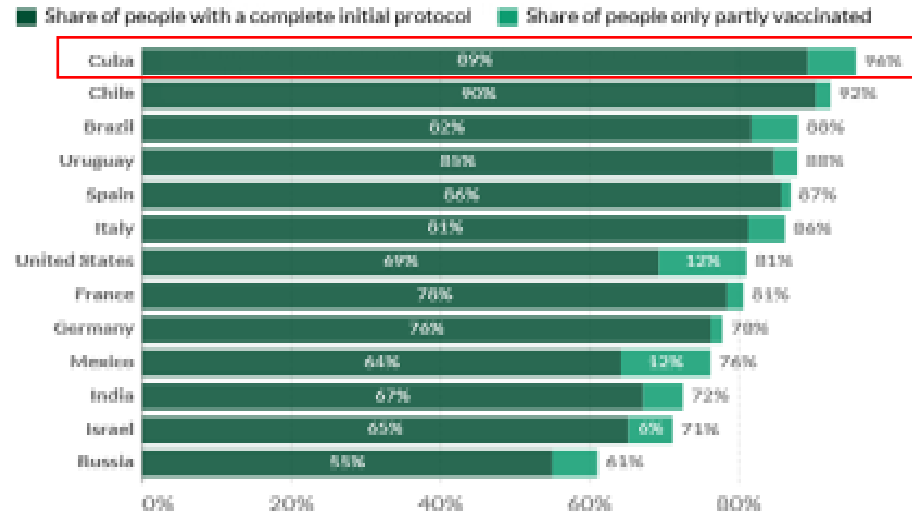


VACUNAS CUBANAS COVID
BIOCIBARRA | D | CUBA

Share of people vaccinated against COVID-19, Mar 6, 2023

Our World
in Data

+ Add country

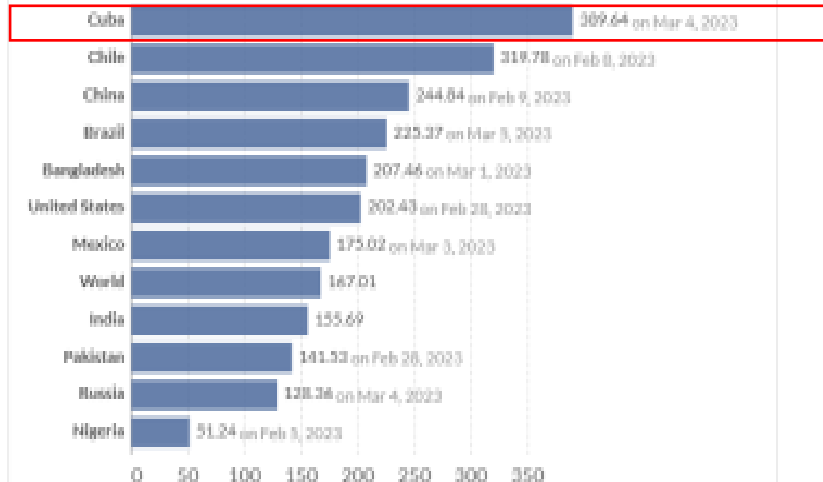


<https://ourworldindata.org/covid-vaccinations>

<https://ourworldindata.org/covid-vaccinations>

All doses, including boosters, are counted individually.

LINEAR LOG + Add country



Source: Official data collated by Our World in Data - Last updated 7 March 2023
OurWorldinData.org/coronavirus • CC BY

Dec 2, 2020 Mar 6, 2023

PHASED PROCESSES:

CLINICAL STUDIES, INTERVENTION STUDIES, PUBLIC HEALTH INTERVENTION,
MASS VACCINATION, BOOSTERS





BREAKING WITH OLD PARADIGMS

Regulatory time intervals and mechanisms



 New dispositions

Vaccination time intervals and intensity



 New procedures

DESIGN & APPLICATION OF >50 NEW NORMS



REGULATORY TIMETABLE: SOBERANA 02, SOBERANA PLUS & ABDALA



Approval for
Phase 3 clinical trials
By CECMED

March/2021



Approval for
Public Health Intervention
By MINSAP

May/2021



Approval of Intervention
Study in risk groups
By CECMED

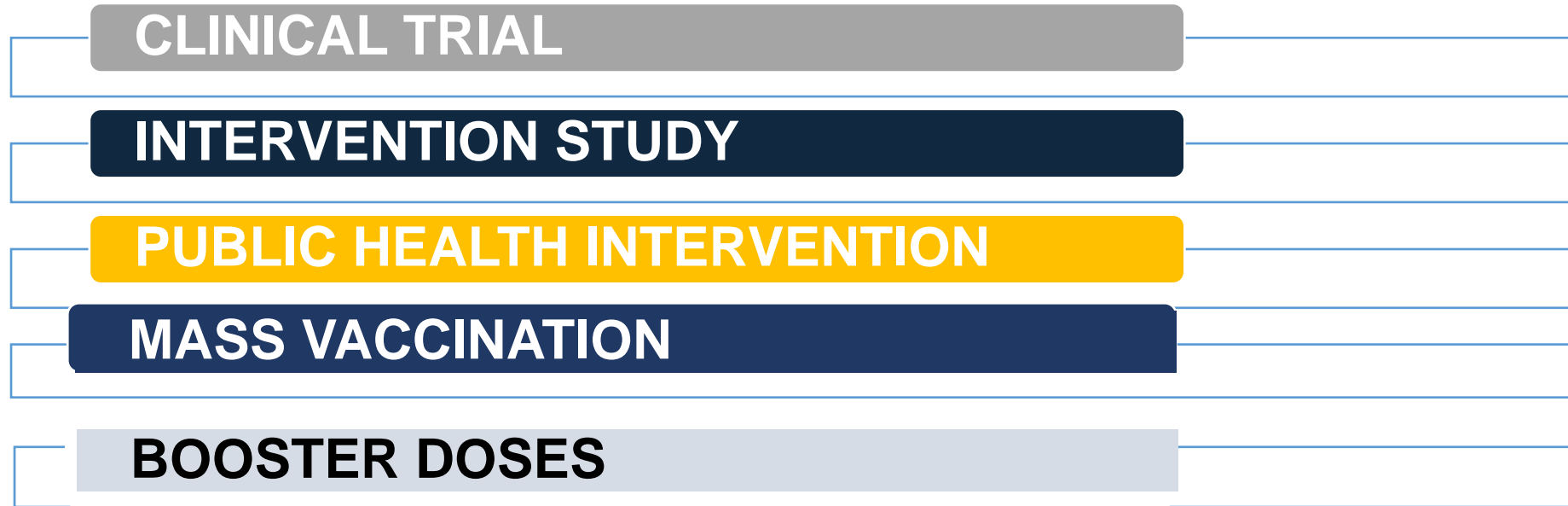
March/2021



Emergency Use Authorization
for mass vaccination of Cuban
adult population (later, pediatric)
By CECMED

July/August 2021

CUBAN COVID-19 VACCINATION STRATEGY: STUDIES AND INTERVENTIONS BY TYPE



SIMILARITIES AMONG ALL

- Compliance with regulatory requirements
- Compliance with ethical standards for research in human beings
- Strict methodological procedures for organization
- Logistical support

VACCINATION IN PEDIATRIC AGES



**1 millón 943 mil 993
(98%)
1 millón 546 mil 900 booster**

**97.2% of the Cuban population w/
at least one vaccine dose**

**90.7% of the Cuban population
fully immunized**

**97.6% of the pediatric
population is vaccinated**

Except >213 000 <2 years



**78.9% of the Cuban population
w/ at least one booster**

43 778 141 DOSES APPLIED




Cuba leads the world with 368 doses administered per 100 people

Select a location...

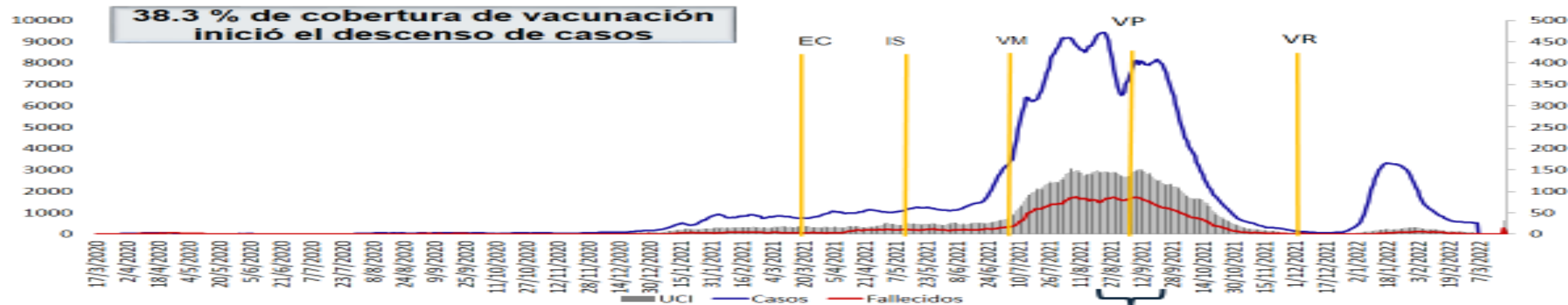


Doses per 100 people: **400**



NÚMERO DE CASOS, ADMISIONES EN UCI Y FALLECIDOS

38.3 % de cobertura de vacunación inició el descenso de casos



Legenda

EC- Estudio Clínico
IS- Intervención Sanitaria

VM- Vacunación masiva
VP- Vacunación Pediátrica

VR- Vacunación de Refuerzo

Semana 38